




# Experience CLEAR Vision with Cataract Surgery



## Locations:

Hickory | Lincolnton | Lenoir | Boone



2424 Century Place, SE · Hickory, NC 28602  
(888) 626-2020 | [graystone-eye.com](http://graystone-eye.com) |   



# TABLE OF CONTENTS

	Welcome from Graystone Eye .....	03
	What Is a Cataract .....	04
	What Are the Signs of Cataracts and What Causes Them? .....	05
	Patient Options .....	06
	What Are the Benefits of Refractive Laser-Assisted Cataract Surgery?.....	06
	Ready to Improve Your Vision? .....	07
	What to Expect .....	10
	What Happens on the Day of Surgery? .....	10
	What Happens After My Surgery? .....	11
	Shared Care/Co-Management Care .....	11

# Hello from Graystone Eye



*Dear Patient,*

We'd like to welcome you to Graystone Eye. We are honored that you are considering us for your cataract procedure. Rest assured you will be receiving excellent care from our board-certified surgeons in a state-of-the-art facility utilizing the most advanced technology available. Cataract surgery has come a long way with amazing visual results, a quick recovery, and minimal pain or risk.

The enclosed information explains the process and the advanced technology lens options now available. These implants not only replace your natural cloudy lens with a clear one, but can also reduce your dependency on glasses. Your surgeon will help you decide which option is best suited for you. Since this new technology was not available a few years ago, we urge you to carefully consider your lens options prior to your procedure. Don't hesitate to ask if you have any questions regarding your procedure.

By choosing Graystone, you have chosen an entire surgical team at our on-site Surgery Center committed to your best possible visual outcome. We look forward to serving you.

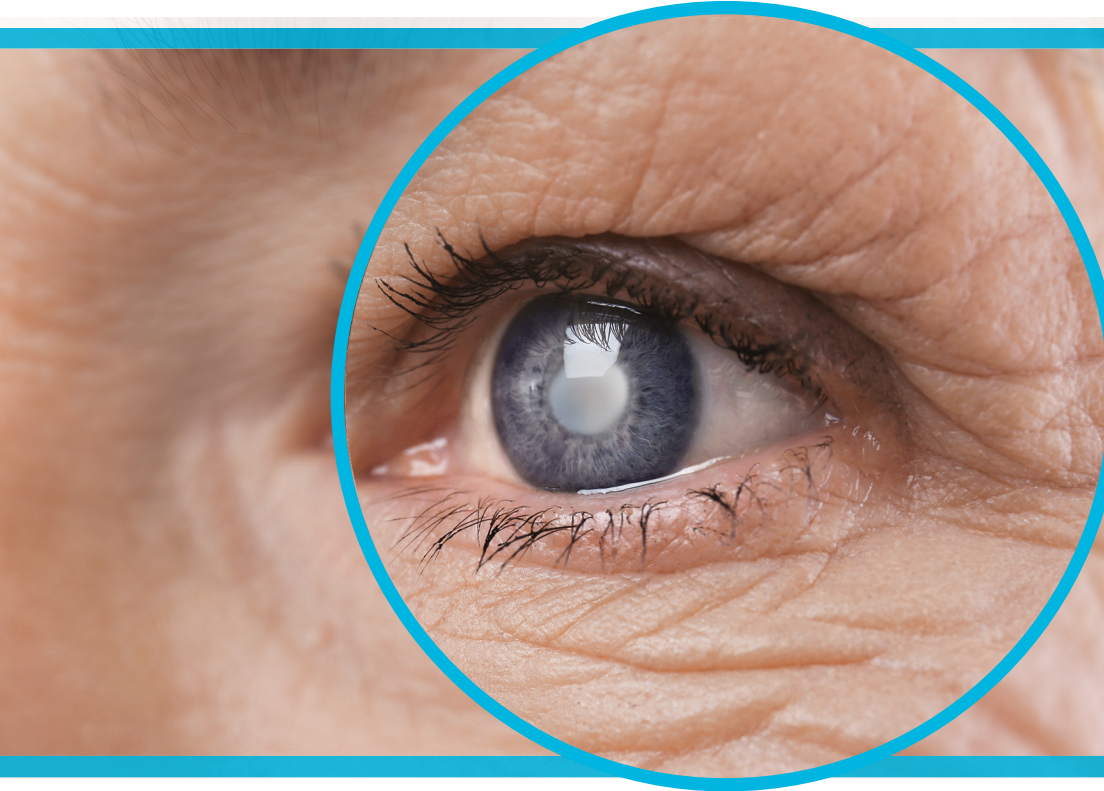
*Best Regards,*



Graystone Eye



# What Is a Cataract?



A cataract is a **clouding** of the naturally clear lens of your eye. This lens is inside the eye and is found right behind your iris – the colored part of your eye. Cataracts are a normal part of aging, and if left untreated, will worsen over time with gradual loss of vision or even blindness. Cataracts are the most common cause of vision loss in people older than 40, and affect roughly 60% of people over the age of 60.

Today, cataract surgery is one of the **safest** and most commonly performed surgeries worldwide.





# What Are the Signs of Cataracts and What Causes Them?

Many people are unaware that they have cataracts because the changes in their vision are so gradual. Prominent signs of cataracts include **clouded, blurred or dim vision**. Other common symptoms of cataracts can include, but are not limited to:

- Increasing difficulty seeing at night
- Sensitivity to light and glare
- Seeing “halos” around lights
- Frequent changes in your eyeglass or contact lens prescription
- Painless blurring of vision
- Double vision in one eye
- Fading or yellowing of colors

Cataracts have many causes, but most often they’re a result of aging. Additional causes of cataracts can include, but are not limited to:

- Injury or trauma to the eye
- Systemic diseases such as Diabetes
- Side effects from medications such as steroids
- Past eye surgery
- Inherited genetic disorders or other health problems (babies can be born with cataracts)
- Prolonged exposure to ultraviolet light\*


*\* Reducing ultraviolet light exposure by wearing a wide-brim hat and sunglasses may reduce your risk for developing a cataract. Once cataracts develop the only treatment is to have the cataract surgically removed.*







## Patient Options



Cataract surgery is a very successful operation. Over 10 million people have this procedure worldwide every year. Through a very small incision in the cornea, the cloudy human lens is removed and replaced with a clear artificial permanent lens implant, **which in most cases will last a lifetime.**

At Graystone Eye, we are committed to offering the most advanced technology available to treat cataracts. This includes the use of the femtosecond laser to perform the surgery, and premium lens implants that can reduce or eliminate dependency on glasses. These advanced technologies are intended to produce more precise surgery, faster healing times, and improved visual outcomes




## What Are the Benefits of Refractive Laser-Assisted Cataract Surgery?

Refractive Laser-Assisted Cataract Surgery is a more advanced way to perform several steps of the cataract procedure. The LensAR® laser combines advanced 3D imaging with the computer-controlled laser to more precisely create corneal incisions and the opening in the lens capsule. The laser also segments the cataract into fragments so that less ultrasound energy is needed to remove the cataract, resulting in less strain on the eye's delicate tissues, less swelling, and a quicker recovery.

Most importantly, the laser allows for a more accurate correction of astigmatism (an oval curvature of the cornea) by combining imaging completed both during and prior to the surgery to ensure the most precise alignment of astigmatism-correcting corneal incisions and toric (astigmatism-correcting) lens implants.

Watch this short video to learn about the differences between traditional and laser-assisted cataract procedures.

<https://qr1.be/RZ50>



SCAN ME!

# Ready to Improve Your Vision?

Choosing to have cataract surgery is the first step in improving your vision; but equally important, is selecting the best procedure that fits your lifestyle and vision needs. **Graystone offers patients undergoing cataract surgery 4 options:**



## OPTION #1

### Standard or “Basic” Cataract Surgery

With Basic cataract surgery our goal is simply to remove the cloudy lens and replace it with a standard clear lens implant. The laser is NOT used, and all steps are done manually with hand-held instruments/blades. ***No correction for astigmatism is performed, and patients are expected to wear glasses for both far and near vision to see their best.*** This option is fully covered by insurance (minus any co-pay or deductibles, or any anesthesia fees that will be billed for cataract surgery).

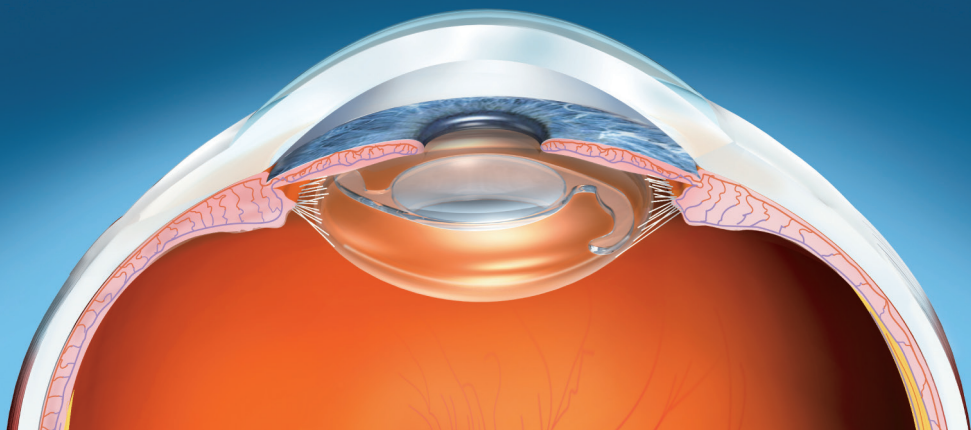




## OPTION #2

### RLACS-E (Refractive Laser-Assisted Cataract Surgery)

With this option the laser is used to perform several steps of the procedure, including correcting astigmatism. An enhanced monofocal lens is implanted (or a toric monofocal lens, when indicated) to provide excellent distance vision. ***Our goal is to eliminate the need for glasses for far distance activities such as driving and watching television, but reading glasses will still be needed for near work.*** Insurance is billed for cataract surgery as with Option #1, but there is an additional fee of \$2,250 per eye that is the patient's responsibility.



## OPTION #3

### RLACS-P (Refractive Laser-Assisted Cataract Surgery with Presbyopia Correcting Implant)

With this option, the laser is used, and astigmatism is corrected as with Option #2. With RLACS-P, however, a more advanced multifocal/presbyopia correcting lens implant is used to allow for clear vision at all distances without glasses (both far and near). ***This option is often the best choice for those who desire to be the least dependent on glasses.*** Insurance is billed for cataract surgery as with Option #1, but there is an additional fee of \$3,500 per eye that is the patient's responsibility.





## OPTION #4

### Light Adjustable Lens™

With this option the cloudy lens is removed and replaced with a lens that can be postoperatively adjusted. In the weeks following surgery a series of ultraviolet light treatments are used to adjust the focus of the lens and lock in the optimal vision outcome. UV-blocking glasses are required until treatment is complete. ***This is a great option for patients who value customization and the most precise visual outcome.*** Insurance is billed for cataract surgery as with Option #1, but there is an additional fee of \$4,500 per eye that is the patient's responsibility.

With the RLACS-E or RLACS-P option, the additional fee covers the costs of the laser and the more advanced lens implant, as well as the extra preoperative imaging and testing that is done to ensure the most accurate result. Also included is any added follow-up care needed related to your surgery (by either your surgeon or optometrist), and any fine-tuning with laser vision correction (if necessary). The LAL option includes all of this, plus light adjustments.



Since not every patient is a candidate for every option, your doctor will help guide you to the best fit for your lifestyle with the goal of achieving the best possible clarity and focus for years to come.







## What to Expect

Your doctor or optometrist will schedule an appointment for you with the Graystone Eye specialist who will perform your surgery. On the day of your appointment, please bring a list of all your medications, as well as your Medicare and medical insurance cards. ***It will be necessary to arrange for someone to drive you home after your appointment, as your eyes will need to be dilated and it may be difficult for you to drive.*** A complete eye examination and medical history will be done, as well as appropriate eye tests and specialized eye measurements.\* This will allow the surgeon and his team to gather all the necessary information for performing your surgery. The scheduler will make arrangements for your procedure at the hospital or at the Graystone Eye Surgery Center, and will provide detailed instructions regarding what to expect on the day of surgery. Because only local anesthesia with ***mild sedation is used***, even patients with severe chronic illnesses can safely have their cataracts removed. The surgeons at Graystone Eye always consult with your medical doctor if there is any question regarding your general health.

**\*Please allow at least two hours for your appointment.**



## What Happens on the Day of Surgery?

On the day of your surgery, you will report to the hospital or to the Graystone Eye Surgery Center at the scheduled time. You will receive all the necessary medications and anesthetics. Cataract surgery is performed by a special ultrasound procedure called “phacoemulsification” which allows the surgeon to remove the cataract through a very small incision. Usually there are ***no sutures*** involved. The cloudy lens is replaced with an ***artificial lens*** allowing the vision to become clear once again. Nearsightedness and farsightedness can also be corrected during this surgery by using the appropriate intraocular lens implant (see page 8).

Since cataract surgery is performed under local anesthesia there is minimal discomfort and you will be awake for the entire procedure. Normal activities can usually be resumed the next day.





## What Happens After My Surgery?

Following surgery, you will be given your postoperative instructions and discharged. ***It will be necessary to arrange for someone to drive you home after your surgery as it will be difficult for you to drive.*** Your eye will be examined the following day by either your surgeon or your optometrist. Your eye doctor may also prescribe new glasses in 4 to 6 weeks if they are needed.



## Shared Care/Co-Management Care

The physicians of Graystone Eye work closely with your optometrist, and engage in Shared Care (also known as Co-Management Care). As soon as your condition has stabilized, your optometrist may resume care for your postoperative needs. ***This care includes monitoring the healing eye, answering questions, changing medication as needed and providing additional vision care as appropriate.*** Graystone Eye will not bill you for this portion of your care; instead these fees, called ***co-management fees***, will be collected by your optometrist. Should you choose an upgraded laser package with Graystone Eye, you will have an additional co-management payment to your optometrist as part of the “upgrade fee” (just as you will pay an upgrade fee to Graystone Eye). This is in addition to the fees that your optometrist/surgeon will bill to your insurance. ***We kindly ask that you ensure your optometrist is contracted with your insurance and make payment or payment arrangements with their office for all deductibles, copayments, co-management fees and upgrade fees at least two days prior to surgery. Failure to do so could disrupt your scheduled care.***

# Our Physicians



T. Reginald  
Williams, MD



James W.  
Harris, Jr, MD



R.E. "Trey"  
Oursler, III, MD



Richard I.  
Chang, MD



Brian C.  
Adair, MD



Roderick N.  
Hargrove, MD, FACS



Patrick J.  
Keltly, MD



Gabriela R.  
de Boer, MD



Christopher P.  
Tanzie, MD, PhD



Peter M.  
Lipscomb, MD



Ryan J.  
Wise, MD



Joshua G.  
Paschall, MD



Jennifer  
Lira, MD

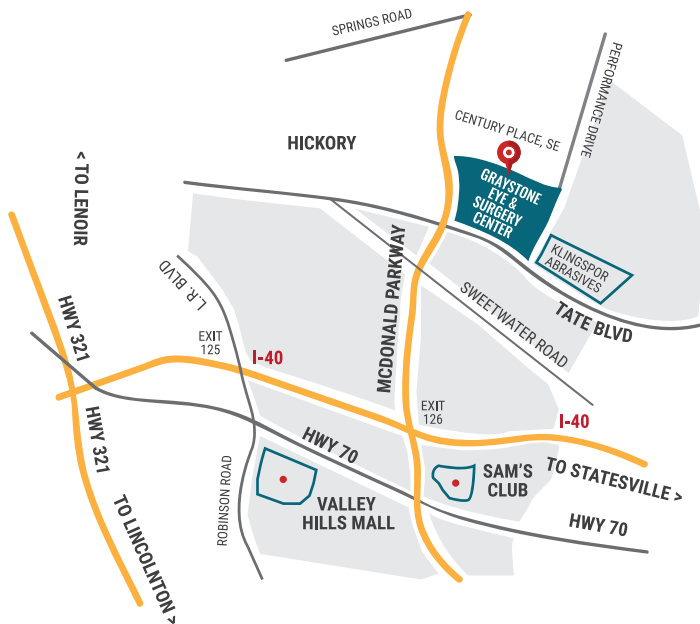


Sheila Garcia  
Santana, MD, MPH

## Locations

### Hickory Office and Surgery Center

2424 Century Place, SE, Hickory, NC 28602 | (828) 304-6705



graystone-eye.com



### Other Office Locations



#### Lincolnton

2311 E. Main Street, Hwy 150, Lincolnton, NC 28092



#### Lenoir

2060 Hickory Blvd, SW (Hwy. 321 S), Lenoir, NC 28645



#### Boone

2640 Hwy. 105, Suite 102, Boone, NC 28607